

Surface-mounted luminaire - Satin-finished diffuser - direct distribution

Sheet steel housing, rectangular cross-section, plastic end faces with integrated light run connectors; Housing colour traffic white RAL 9016; Light distribution direct distribution by means of Satin-finished diffuser, Glare reduction using diffuse radiating frosted polycarbonate profile; continuous effect of diffuser for light run mounting; neutral white light colour (840) with very good colour consistency and high colour rendering Ra=80, UGR (4H/8H) 22.7. Electrical connection and connection of control cable using 5-pole connection terminal with plug-in contacts. Can be mounted on mounting rail. Necessary accessories available on request.

CHARACTERISTICS

Order number	65040016680
EAN number	4020863281251
Commodity code	94051190
Certification mark	IP 20, Protection class I, ENEC10 VDE, F, Indoor, CE
Impact resistance (IK rating)	IK03
Ambient temperatur	ta 25°C
Special properties	Ready for IoT
Warranty period	5 years
State funding programs	BEG - Federal funding for efficient buildings (valid only for Germany)

ELECTRICAL ENGINEERING

Controller	Electronic driver DALI2 (1 pcs.)
System output	21W
Mains voltage	230V/50Hz
Circuit breakers (inrush current)	17 pieces/B10, 28 pieces/B16, 29 pieces/C10, 47 pieces/C16
Energy efficiency class/light source	B

LIGHTING TECHNOLOGY

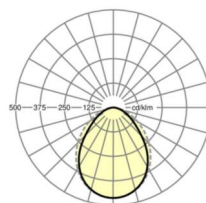
Placement	LED, Colour rendering/Light colour CRI ≥ 80 / 4000K
Colour tolerance (MacAdam)	3SDCM
Nominal luminous flux	2662lm
LED service life	50000h L80/B10 (Tq 25°C)
Luminaire luminous efficiency	127lm/W
UGR lat./long.	20.9 / 22.7

MECHANICS


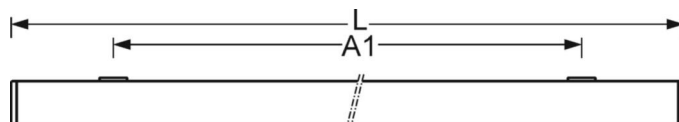
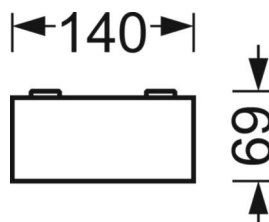
Housing colour	traffic white RAL 9016
Dimensions (LxWxH/DxH)	1188mm x 140mm x 69mm
Weight (net)	4.05kg
Cable entry KE (X/Y)	75mm/-41mm
Type of installation	Ceiling-mounted single installation, Ceiling-mounted trunking installation, Pendulum mounting rail assembly on chain, Ceiling-mounted mounting rail installation, Ceiling-mounted mounting rail installation on T-system

DEEP-LINK

<https://www.regiolum.de/en/article/65040016680>



Reference	LED 2700lm 840
ηLB	100 %
Φ ↓/↑	100 % / 0 %
UGR lat./long.	20.9 / 22.7



Dimensions

L	1188 mm	Length
B	140 mm	Width
H	69 mm	Height
A1	800 mm	Mounting distance single mounting
A3	376 mm	Mounting distance between luminaires in a light run arrangement
X	75 mm	Distance cable infeed to the center of the luminaire on the X-axis
Y	-41 mm	Distance cable infeed to the center of the luminaire on the Y-axis
